


1975



EVEL KNEIEVEL
KING OF THE STUNTMEN



Evel Knievel™ Trail Bike

You are now the proud owner of the Evel Knievel Trail Bike. Like its brother—the Evel Knievel Stunt Cycle—it is one of the most amazing toys ever created. It actually runs, jumps and stunts on **2 WHEELS** with **PERFECT BALANCE**. Add your fully poseable Evel Knievel figure in dozens of daredevil stunt positions and you can put on your very own Motorcycle Thrill Show. The Trail cycle features an impact absorbing front fork, traction grabbing tires, precision balanced gyro motor and a 2-position kickstand. It can be used with all Evel Knievel Energizers.

© 1975 IDEAL TOY CORP., HOLLIS, N.Y. 11423 PATENT PENDING 2L0687

TO CHECK-OUT AND USE YOUR EVEL KNEIEVEL SPECIAL BIKE WITHOUT AN ENERGIZER — REV IT UP TO HIGH SPEED BY PRESSING THE BIKE DOWN WHILE GIVING IT A FEW FORWARD PUSHES. WATCH THE SPECIAL BIKE SPEED ALONG A STRAIGHT RUN OR CLIMB EFFORTLESSLY







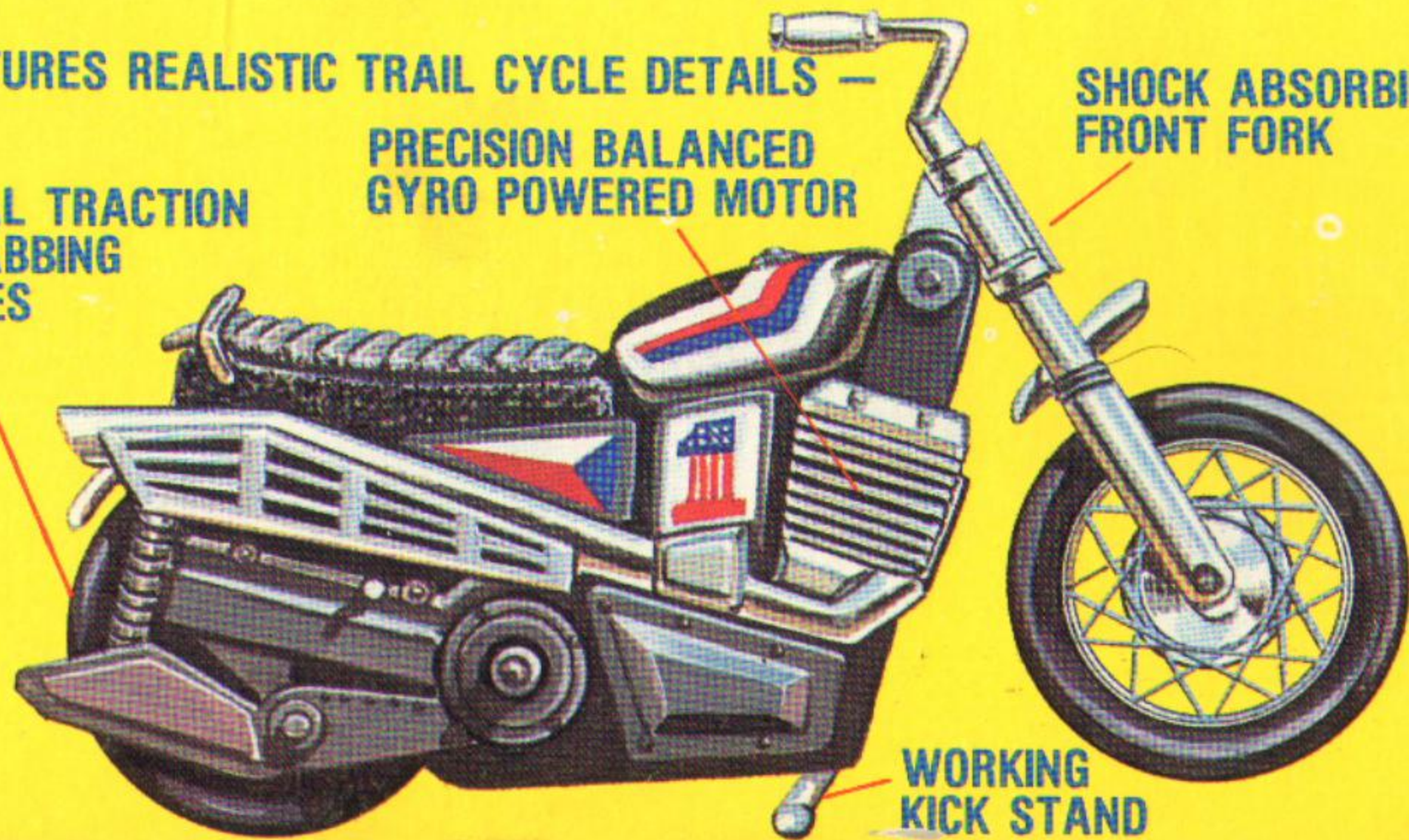
U.S. Patent No. 3,650,067 And Other Patents Pending
© 1975 Ideal Toy Corporation, Hollis, N.Y. 11423

FEATURES REALISTIC TRAIL CYCLE DETAILS —

REAL TRACTION
GRABBING
TIRES

PRECISION BALANCED
GYRO POWERED MOTOR

SHOCK ABSORBING
FRONT FORK




WORKING
KICK STAND

TRAIL BIKE

REQUIRES EVEL KNIEVEL
ENERGIZER—NOT INCLUDED

TRAIL BIKE

REQUIRES EVEL KNIEVEL ENERGIZER—NOT INCLUDED




IDEAL

No. 3425-6

IDEAL

For Children 5 and Up

REQUIRES EVEL KNIEVEL ENERGIZER—NOT INCLUDED



KING OF THE STUNTMEN
EVEL™
KNIEVEL

TRAIL BIKE


**DOES WHEELIES, JUMPS, STUNTS...
RACES ALONG AT INCREDIBLE SPEEDS
PERFECTLY BALANCED ON TWO WHEELS**

**GYRO POWERED MOTOR—
NEEDS NO BATTERIES OR ELECTRICITY**

IDEAL

For Children 5 and Up

REQUIRES EVEL KNIEVEL ENERGIZER—NOT INCLUDED



KING OF THE STUNTMEN **EVEL™**
KNIEVEL

TRAIL BIKE


**DOES WHEELIES, JUMPS, STUNTS...
RACES ALONG AT INCREDIBLE SPEEDS
PERFECTLY BALANCED ON TWO WHEELS**

**GYRO POWERED MOTOR—
NEEDS NO BATTERIES OR ELECTRICITY**

TRAIL BIKE

REQUIRES EVEL KNIEVEL ENERGIZER—NOT INCLUDED


IDEAL



KING
OF THE
STUNTMEN

EVEL™
KNIEVEL

No. 3425-6




TO CHECK-OUT AND USE YOUR
EVEL KNIEVEL SPECIAL BIKE
WITHOUT AN ENERGIZER — REV
IT UP TO HIGH SPEED BY PRESS-
ING THE BIKE DOWN WHILE
GIVING IT A FEW FORWARD
PUSHES. WATCH THE SPECIAL
BIKE SPEED ALONG A STRAIGHT
RUN OR CLIMB EFFORTLESSLY
UP A RAMP.

2L-0720



USE THESE LABELS TO DECORATE YOUR
EVEL KNEIVEL TRAIL BIKE. 4L-0375



REAL TRACTION
GRABBING
TIRES

PRECISION BALANCED
GYRO POWERED MOTOR

TRAIL CYCLE DETAILS -

SHOCK ABSORBING
FRONT FORK

WORKING
KICK STAND

REQUIRES EVEL Knievel Energizer - NOT INCLUDED



GYRO POWERED MOTOR
NEEDS NO BATTERIES OR ELECTRICITY

TRAIL BIKE

REQUIRES EVEL Knievel
ENERGIZER - NOT INCLUDED

U.S. Patent No. 3,650,067 And Other Patents Pending
© 1975 Ideal Toy Corporation, Hollis, N.Y. 11423

For Children 5 and Up



DOES WHEELIES, JUMPS, STUNTS...
RACES ALONG AT INCREDIBLE SPEEDS
PERFECTLY BALANCED ON TWO WHEELS




REQUIRES EVEL Knievel
ENERGIZER - NOT INCLUDED

TRAIL BIKE



NO. 3425-8



REAL GRABBING TIRES
 REAL TRACTION
 FEATURES REALISTIC TRAIL CYCLE DETAILS
 PRECISION BALANCED GYRO POWERED MOTOR

SHOCK ABSORBING FRONT FORK

WORKING KICK STAND

REQUIRES 6V EVEL ENERGIZER - NOT INCLUDED

TRAIL BIKE

U.S. Patent No. 3,650,067 And Other Patents Pending © 1975 Ideal Toy Corporation, Hollis, N.Y. 11423

NEEDS NO BATTERIES OR ELECTRICITY
 GYRO POWERED MOTOR



PERFORMANCE... JUMPS... SPRINTS...
 REACHES AWESOME AT INCHABLE SPEEDS
 PRECISION BALANCED ON TWO WHEELS

No. 3425-6



REQUIRES 6V EVEL ENERGIZER - NOT INCLUDED

TRAIL BIKE



U.S. Patent No. 3,650,067 And Other Patents Pending

© 1975 Ideal Toy Corporation, Hollis, N.Y. 11423

KING OF THE STUNTMEN **EVEL™**
KNIEVEL




FEATURES REALISTIC TRAIL CYCLE DETAILS —

REAL TRACTION GRABBING TIRES

PRECISION BALANCED GYRO POWERED MOTOR

SHOCK ABSORBING FRONT FORK




WORKING KICK STAND

TRAIL BIKE

REQUIRES EVEL KNIEVEL ENERGIZER—NOT INCLUDED

KING OF THE STUNTMEN
EVEL KNieVEL™

IDEAL



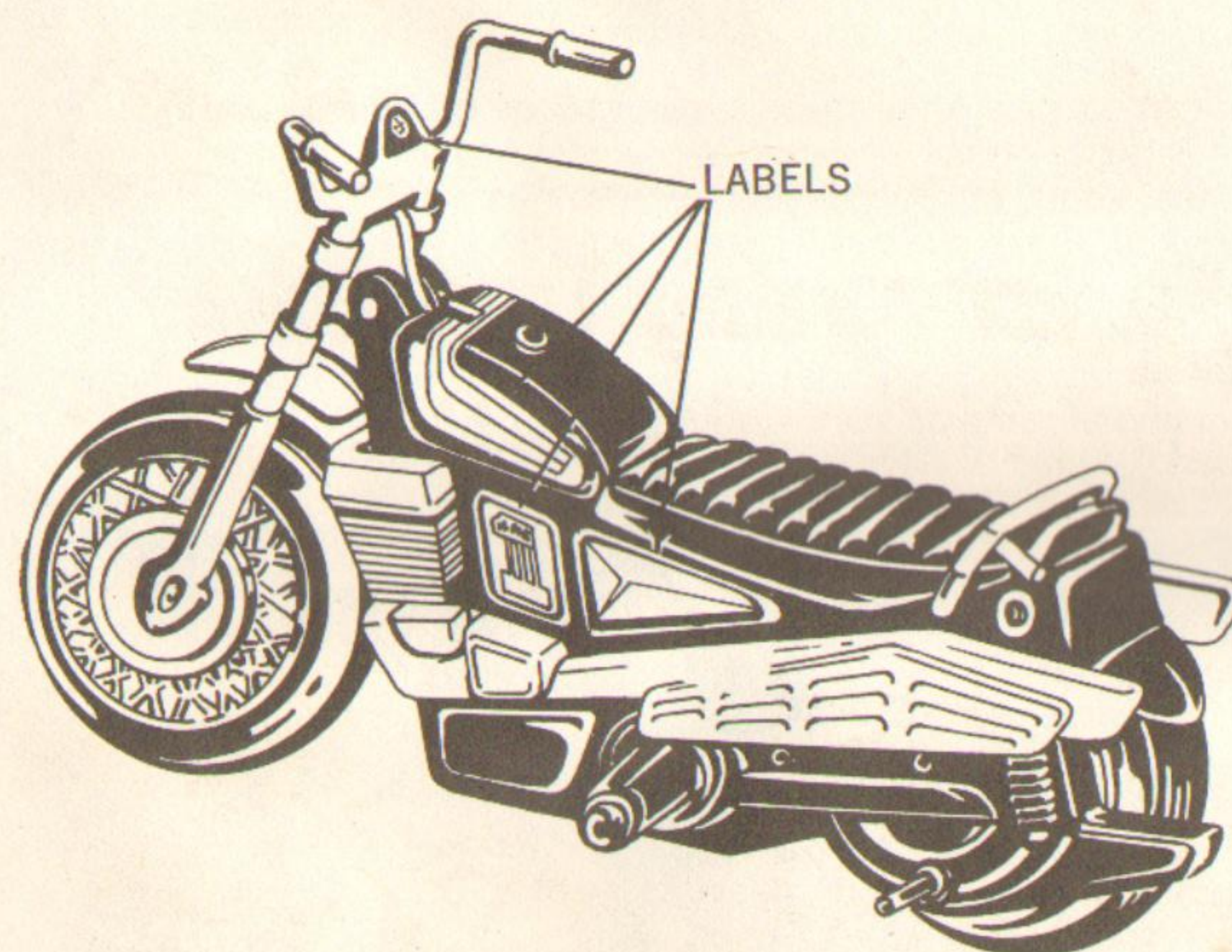
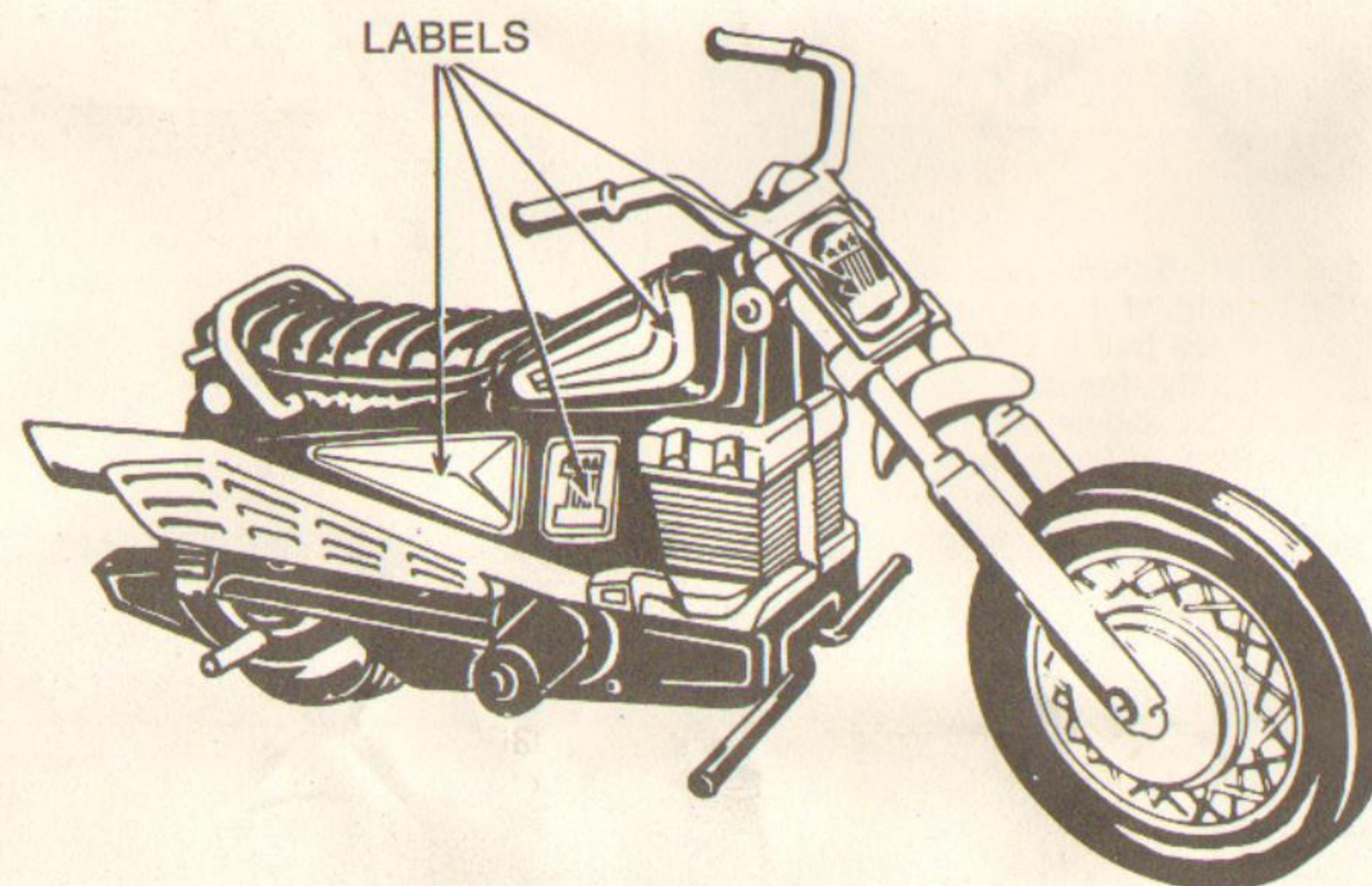
Evel Knievel™ Trail Bike

You are now the proud owner of the Evel Knievel Trail Bike. Like its brother—the Evel Knievel Stunt Cycle—it is one of the most amazing toys ever created. It actually runs, jumps and stunts on **2 WHEELS** with **PERFECT BALANCE**. Add your fully poseable Evel Knievel figure in dozens of daredevil stunt positions and you can put on your very own Motorcycle Thrill Show. The Trail cycle features an impact absorbing front fork, traction grabbing tires, precision balanced gyro motor and a 2-position kickstand. It can be used with all Evel Knievel Energizers.

A Labels


NOTE: FIGURE AND EN-
ERGIZER NOT SUPPLIED
WITH THIS SET

Remove **LABELS** from backing and decorate Trail Bike with them as shown.



B Seating Evel Knievel Figure on Bike

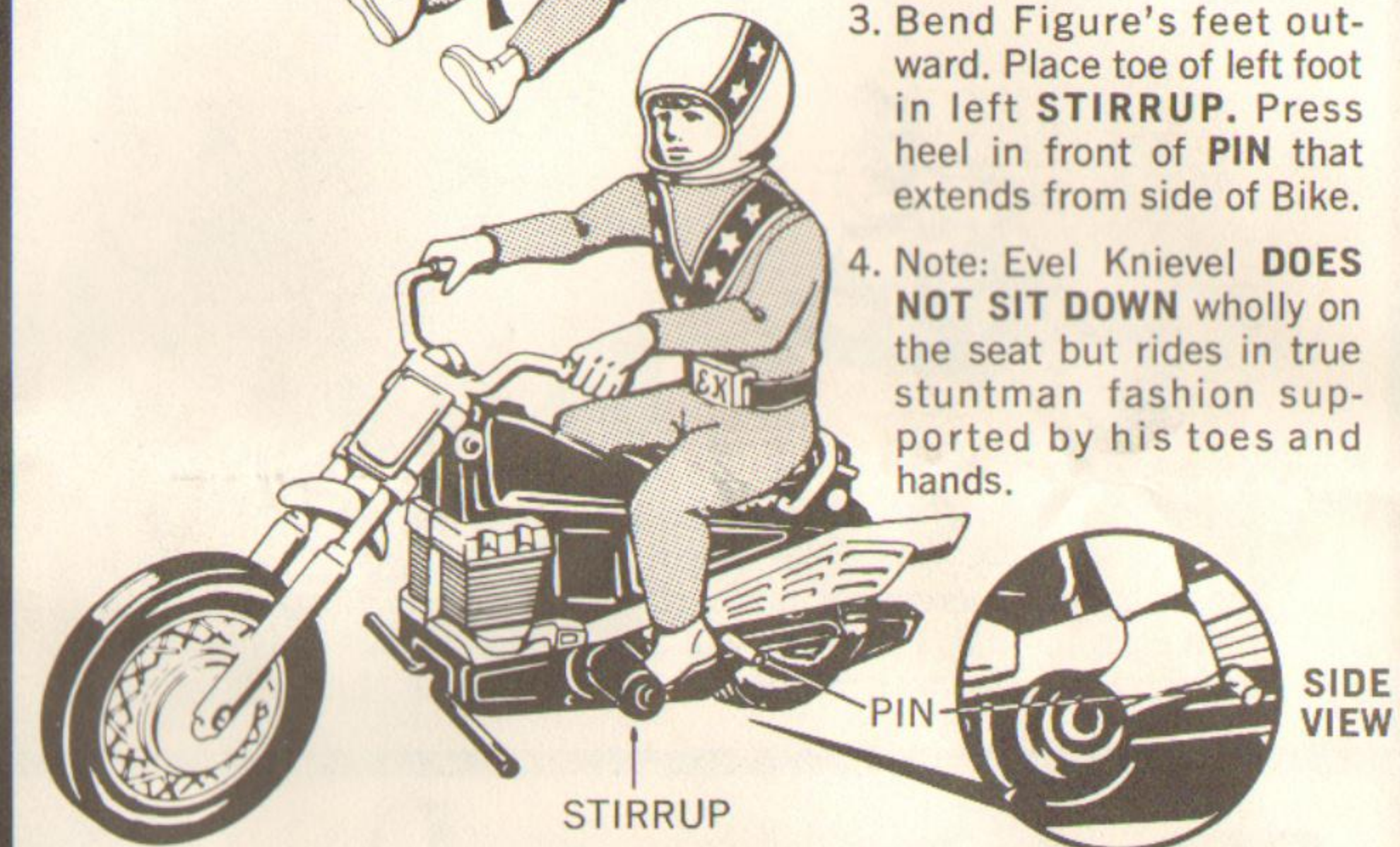
1. Bend your Evel Knievel figure into a sitting position.



2. Push hands onto **HANDLE BARS** of BIKE.


3. Bend Figure's feet outward. Place toe of left foot in left **STIRRUP**. Press heel in front of **PIN** that extends from side of Bike.

4. Note: Evel Knievel **DOES NOT SIT DOWN** wholly on the seat but rides in true stuntman fashion supported by his toes and hands.



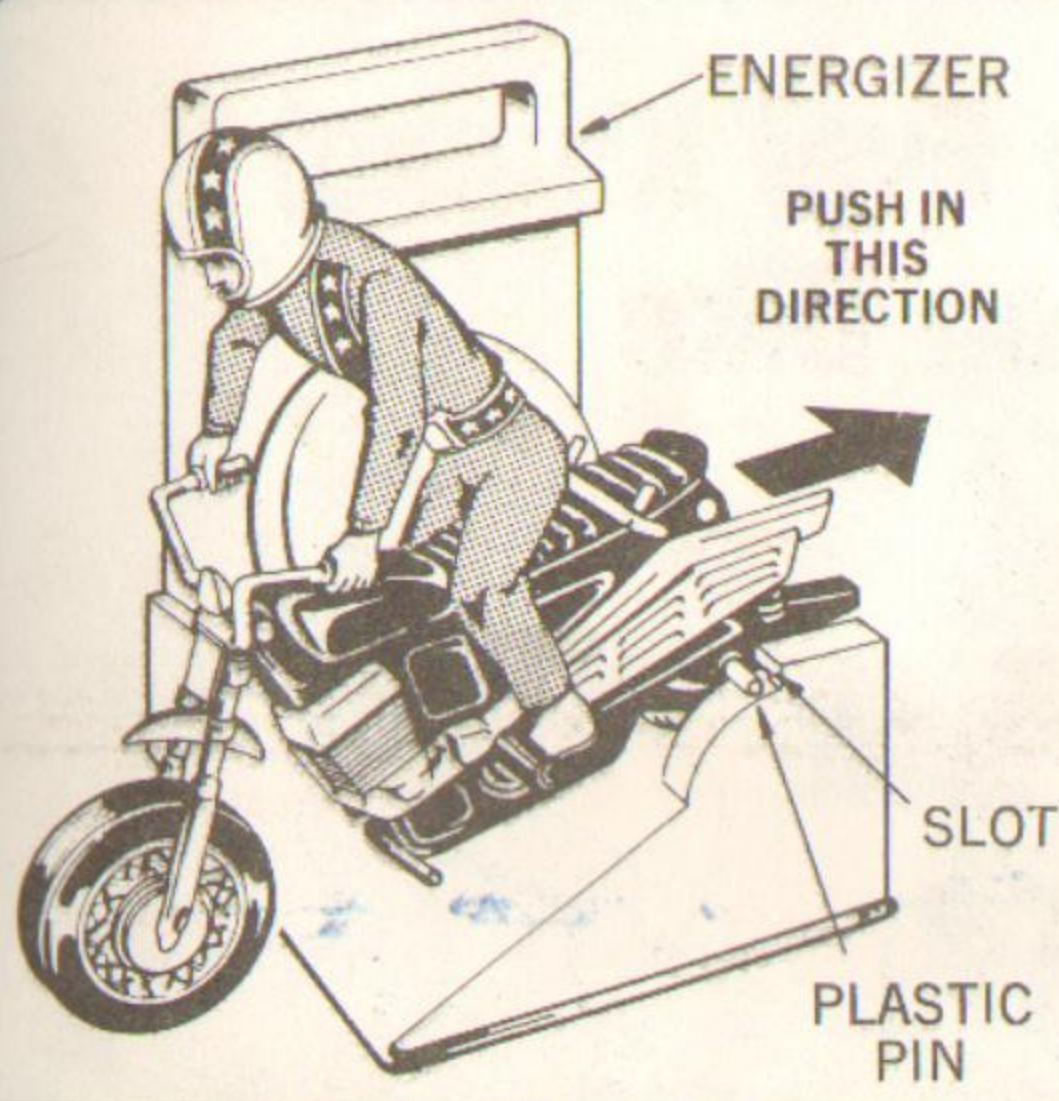
C Energizing Trail Bike

1. Pick an area that is fairly free of obstruction, such as a driveway, parking lot, playroom, etc. The Trail Bike travels far and fast—so give it room to give its best performance.
2. Lift **KICKSTAND** into the "UP" position.




KICKSTAND

TURN
PAGE




3. Place your Trail Bike onto your **ENERGIZER**, with **PLASTIC PINS** on each side of bike's rear wheel in **SLOT** of **ENERGIZER** base as shown.



4. Turn handle in direction of arrow on Energizer. **START SLOWLY** then wind faster and faster, with constant pressure on the handle. When you think Trail Bike is energized enough (you'll learn to judge by the increasing pitch of its sound) **STOP** winding but hold onto handle. Trail Bike will automatically launch itself from Energizer. Seven to ten turns of the Energizer handle is plenty.

D To Do Wheelies

1. Position Evel Knievel figure as shown—as far back on bike as possible, but keeping his hands on handlebars and feet in stirrups.



2. Place Bike on Energizer and wind until sound reaches a very high whine. **STOP** winding but hold onto handle. Bike will launch automatically and actually rear up on its back tire in a fantastic wheelie start.

NOTE: It takes practice to learn just the right speed and proper positioning of the rider to make bike do a wheelie. On rugs, winding to extra-high speed may be necessary; however, on asphalt driveways and concrete walks less winding is necessary, and you may have to position Evel Knievel figure further forward to prevent cycle from flipping over as it launches from the Energizer.


E Other Stunt Positions

Cross Bike Stand




Pose Evel Knievel as shown. Place **RIGHT** hand of figure on **RIGHT** handlebar. Place foot in **LEFT** stirrup. Twist figure lightly forward, bending **LEFT** leg until it is about $\frac{1}{2}$ " off the ground. Launch **BIKE** in normal manner.

Headstands



Pose figure as shown. Push hands onto handlebars and position Evel Knievel's head on forward part of saddle. Launch **BIKE** in normal manner.

Saddlestands



Pose Evel Knievel as shown. Place figure's toes under saddle strap with heels against seat horn. Lean figure forward. Launch **BIKE** in normal manner.

Other Trick Stands

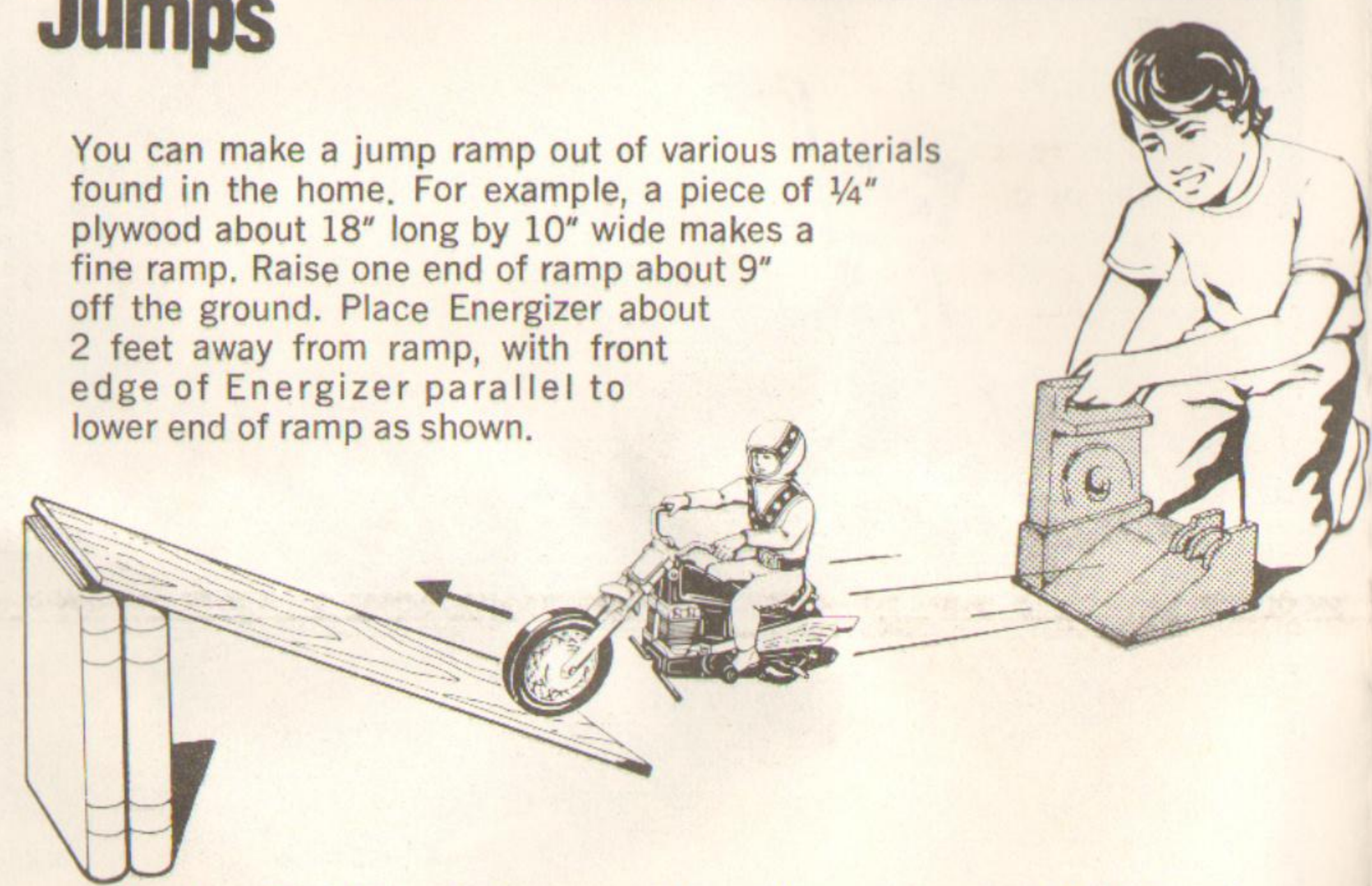


(Extra figures sold separately.)
Since Evel Knievel is fully poseable, you can invent dozen of your own daredevil stunt rides, using Handlebars, Stirrups, Saddle Strap, etc. You can even have 2 figures ride the Bike in various poses as shown.
NOTE: To give the Bike added stability on long trick-stand runs you may, if you wish, leave the kickstand in the "down" position.

F Jumps

CAUTION
As with all toys that go airborne, it is advisable that the flight area be clear of other children and other obstacles. In this way chances of accidental injuries, damaged property and a broken toy can be avoided.

You can make a jump ramp out of various materials found in the home. For example, a piece of $\frac{1}{4}$ " plywood about 18" long by 10" wide makes a fine ramp. Raise one end of ramp about 9" off the ground. Place Energizer about 2 feet away from ramp, with front edge of Energizer parallel to lower end of ramp as shown.



Position Evel Knievel figure on bike with hands on handlebars and feet in stirrups. Energize Bike and it'll carry Evel Knievel soaring through space, land with perfect balance, and continue its run! By adjusting the angle of the ramp and the speed of the Trail Bike you may be able to make Evel Knievel and his Bike do a complete mid-air flip! Or set up a landing ramp and see if you can duplicate Evel Knievel's real-life record-setting leaps over parked toy cars!

WARNING:
DO NOT use your hand to slow or stop the rear wheel of Trail Bike while it is spinning. It's best to let cycle run out of power by itself.

TO MAINTAIN THE TRAIL BIKE'S HI-PERFORMANCE ACTION:
DO NOT run Trail Bike on long-fiber shag rugs, on sand, or on loosely packed dirt, as lint or particles may collect and clog the mechanism.
For lots more Evel Knievel wild-wheelin' action, look for other Evel Knievel items at your local dealer.

To order an Evel Knievel Energizer, cut this coupon on the dotted line and mail to:

I. T. C. Box 72, Hollis, N.Y. 11423

Please send me:
 Energizer at \$3.00 each—PREPAID

From: ITC
Box 72
Hollis, N.Y. 11423

This is your mailing label (PLEASE PRINT CLEARLY)

To: Name _____
Address _____
City _____ State _____ Zip _____

For Children 5 and Up

KING OF THE STUNTMEN
LEVEL™
KNIEVEL

TRAIL BIKE

**Does Wheelies, Jumps,
Stunts...Races Along At
Incredible Speeds
Perfectly Balanced
On Two Wheels**

Complete with:
Figure
Trail Bike
Energizer
4 Pylons



**GYRO
POWERED
MOTOR**

**NO BATTERIES
NO ELECTRICITY**



U.S. PATENT 3,650,067 OTHER PATENTS PENDING FIGURE & PYLONS MADE IN HONG KONG © 1976 IDEAL TOY CORP. HOLLYWOOD, CALIF.

1976

KING OF THE STUNTMEN
KNIEVEL

Does Wheelies, Jumps,
Stunts... Races Along At
Incredible Speeds
Perfectly Balanced
On Two Wheels

TRAIL BIKE

69-57028




Does Wheelies, Jumps,
Stunts... Races Along At
Incredible Speeds
Perfectly Balanced
On Two Wheels

Complete with:
Figure
Trail Bike
Engine
& Pyrocs

For Children 5 and Up

KING OF THE STUNTMEN
KNIEVEL

TRAIL BIKE



**GYRO
POWERED
MOTOR**
NO BATTERIES
NO ELECTRICITY



NO. 3437-8



Wheelies

KING OF THE STUNTMEN
KNIEVEL

TRAIL BIKE



Jumps



Races at
Incredible
Speeds

KING OF THE STUNTMEN **EVEL™**
KNIEVEL

Does Wheelies, Jumps,
Stunts...Races Along At
Incredible Speeds
Perfectly Balanced
On Two Wheels



★
TRAIL BIKE



49-57028

KING
OF THE
STUNTMEN
EVEL™
KNIEVEL

Does Wheelies, Jumps,
Stunts... Races Along At
Incredible Speeds
Perfectly Balanced
On Two Wheels

IDEAL

TRAIL BAMA




49-57028

No. 3430-6



Wheelies

KING
OF THE
STUNTMEN
EVEREL
KNIEVEL



TRAIL
BIKE

Jumps

Races at
top speed



No. 3430-6



Wheellies

EVEL
KING
OF THE
STUNNERS
KNIEVEL

**TRAIL
BIKE**



Jumps

Races at
top speed



© 1964 Ideal Toy Company, Inc. N.Y. N.Y. 10013







