





**DERRY DARING**










DEW















©1975 IDEAL TOY CORP.  
HOLLIS, N.Y. 11023  
5981-01



**DERRY DARING**



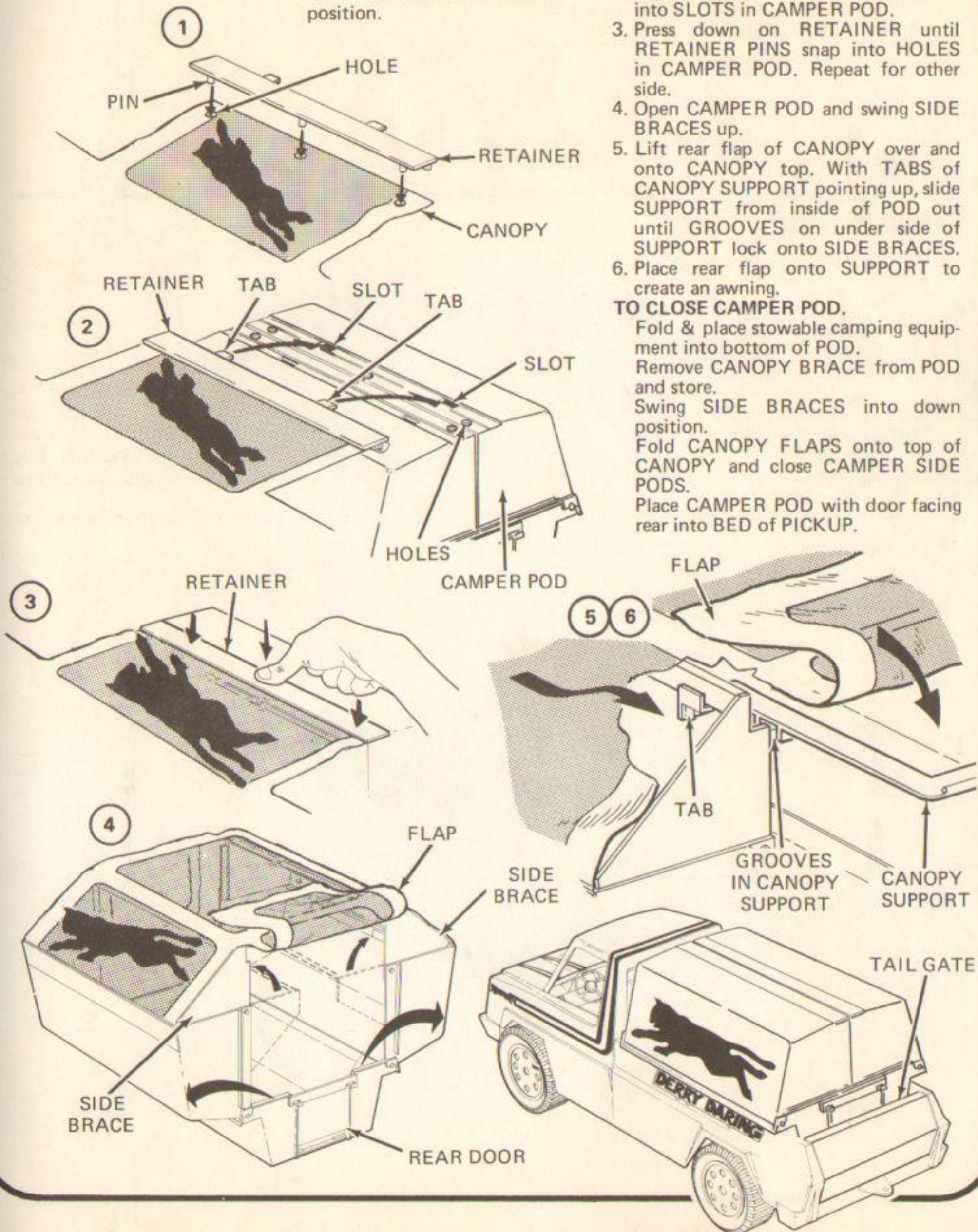






## F Canopy Assembly to Pod

NOTE: Make sure ONE SIDE of the CAMPER POD is in CLOSED position.



1. Line up HOLES in CANOPY with PINS on RETAINER. Make sure PANTHER is pointing FORWARD.
2. Holding CANOPY and RETAINER together, insert TABS on RETAINER into SLOTS in CAMPER POD.
3. Press down on RETAINER until RETAINER PINS snap into HOLES in CAMPER POD. Repeat for other side.
4. Open CAMPER POD and swing SIDE BRACES up.
5. Lift rear flap of CANOPY over and onto CANOPY top. With TABS of CANOPY SUPPORT pointing up, slide SUPPORT from inside of POD out until GROOVES on under side of SUPPORT lock onto SIDE BRACES.
6. Place rear flap onto SUPPORT to create an awning.

### TO CLOSE CAMPER POD.

Fold & place stowable camping equipment into bottom of POD. Remove CANOPY BRACE from POD and store. Swing SIDE BRACES into down position. Fold CANOPY FLAPS onto top of CANOPY and close CAMPER SIDE PODS. Place CAMPER POD with door facing rear into BED of PICKUP.

IDEAL



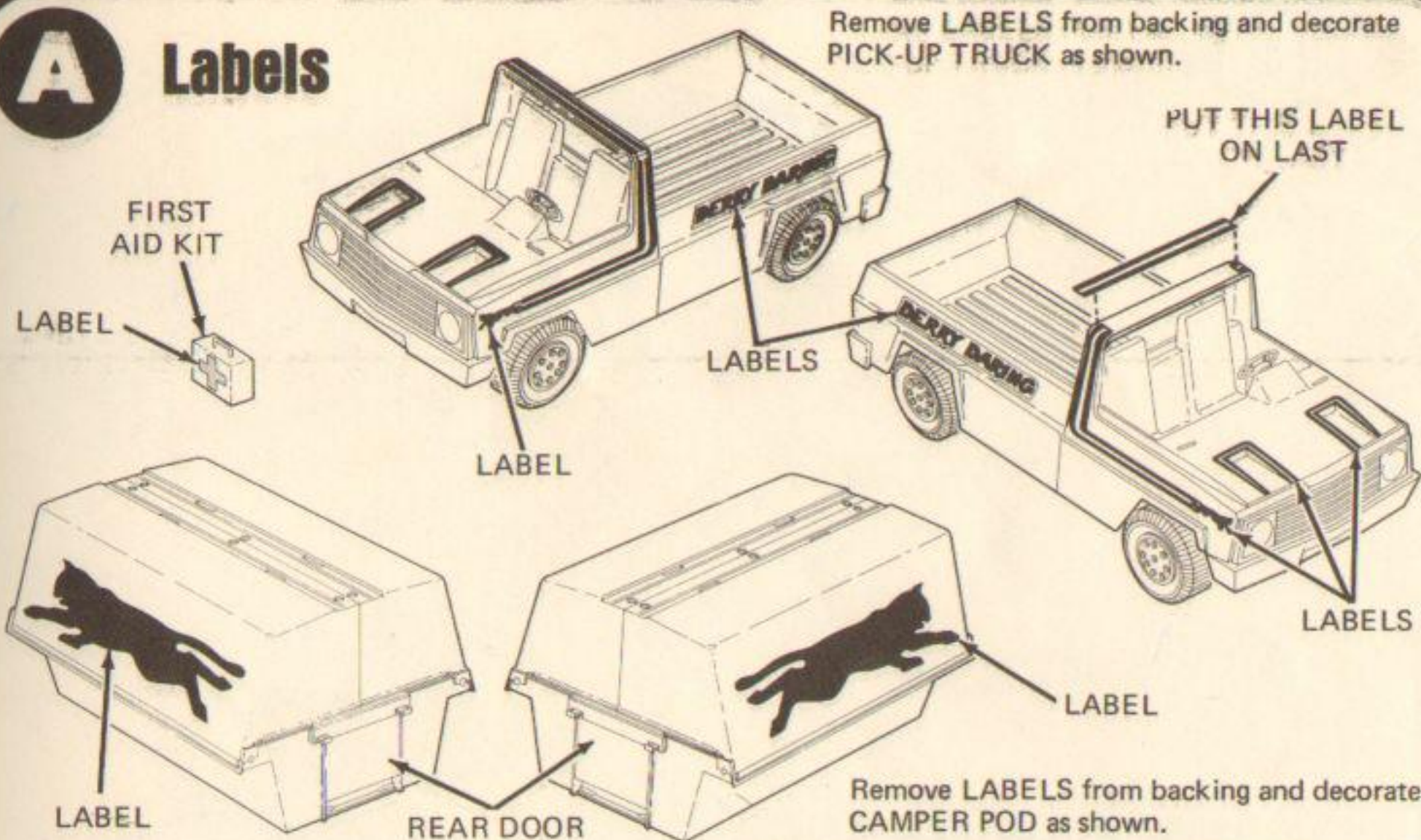
# DERRY DARING <sup>T.M.</sup> POP-TOP CAMPER

## Assembly and Play Instructions

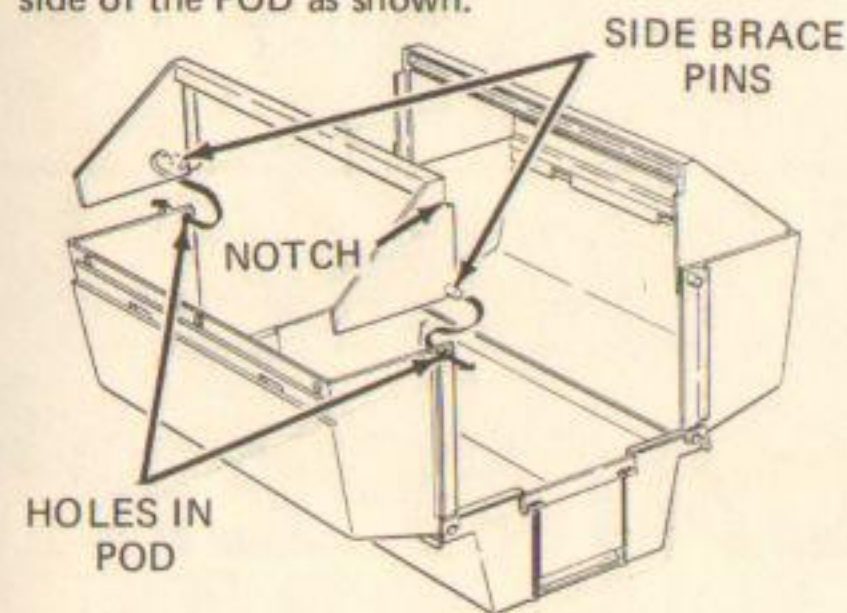
Derry Daring, the golden girl of adventure, takes to the open road in her go-anywhere POP-TOP CAMPER. The camper is just as sleek and stylish as Derry herself. It unfolds into a big camper tent, with transparent top and sides so you can see inside. When Derry's not camping, the camper pod lifts right out, converting the camper into a pick-up truck that's super for toting Derry's cycle. Even the roof of the cab comes off whenever Derry wants that "wind-in-the-face" feeling. When she camps, Derry goes in comfort with a Table, Chair, Lantern, Stove, Pan and First-aid kit. When it's time to move on, simply fold her camping equipment up and place inside the camper for safe storage.

NOTE: TRICK CYCLE AND FIGURE NOT INCLUDED


## A Labels



**NOTE:** SIDE BRACES may come out of POD during shipment. To reinstall, open POD, then simply insert SIDE BRACE PINS into HOLES on top side of the POD as shown.

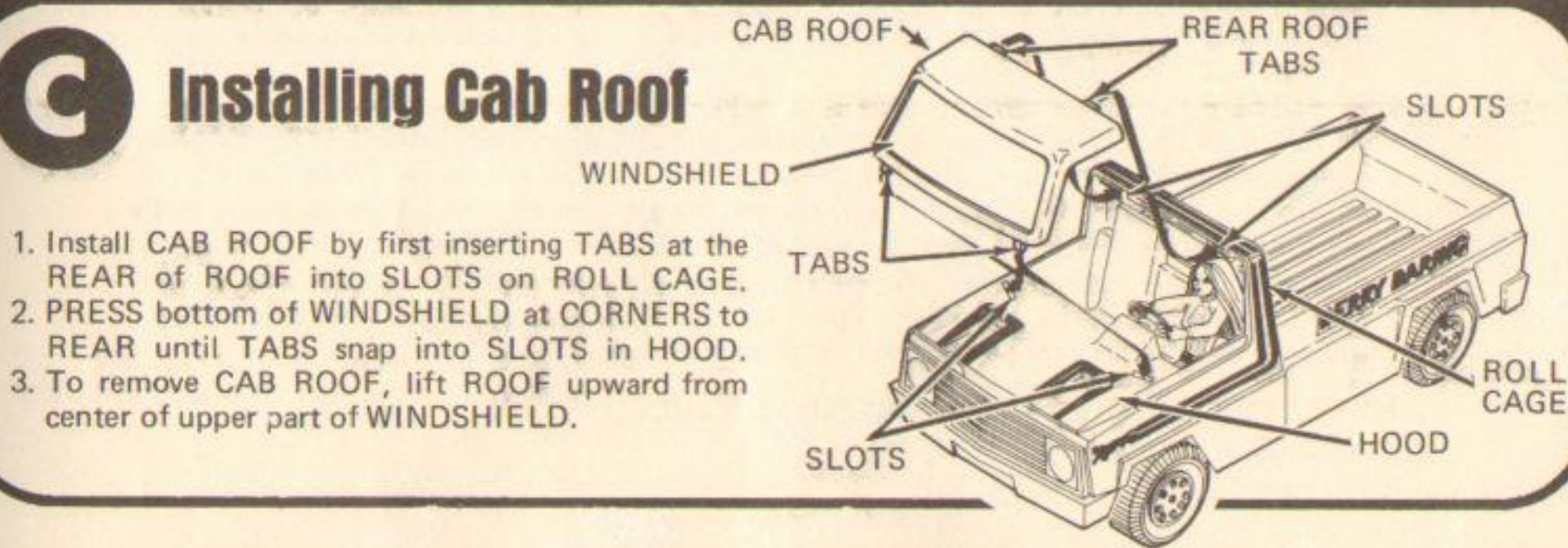


## B Seating Derry Daring in Pickup



1. Bend Derry Daring figure into a sitting position. DO NOT bend knees.
2. Place Derry Daring into Pick-up and make her hands grip the STEERING WHEEL.

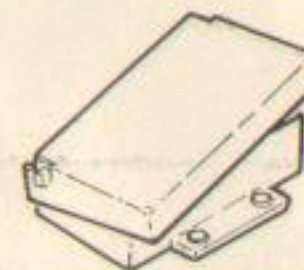
## C Installing Cab Roof



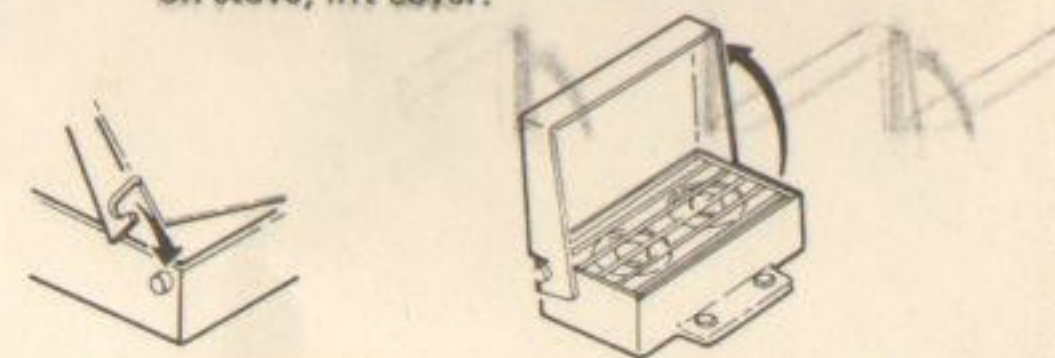
## D Camping Equipment

1. Hook one SLOT on COVER of STOVE onto PIN on Base of STOVE.

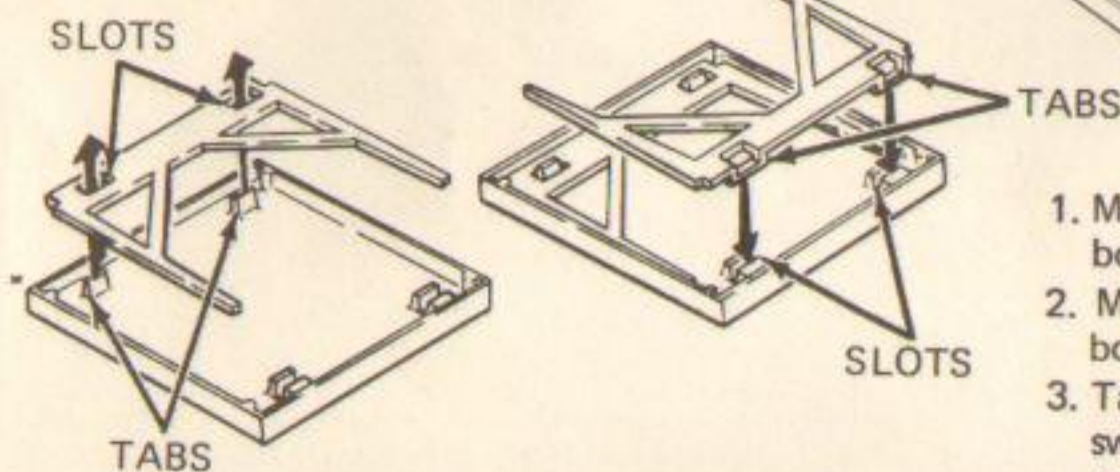
### STOVE



2. Gently press other end of COVER over and onto PIN on other side of Base until it snaps into place.

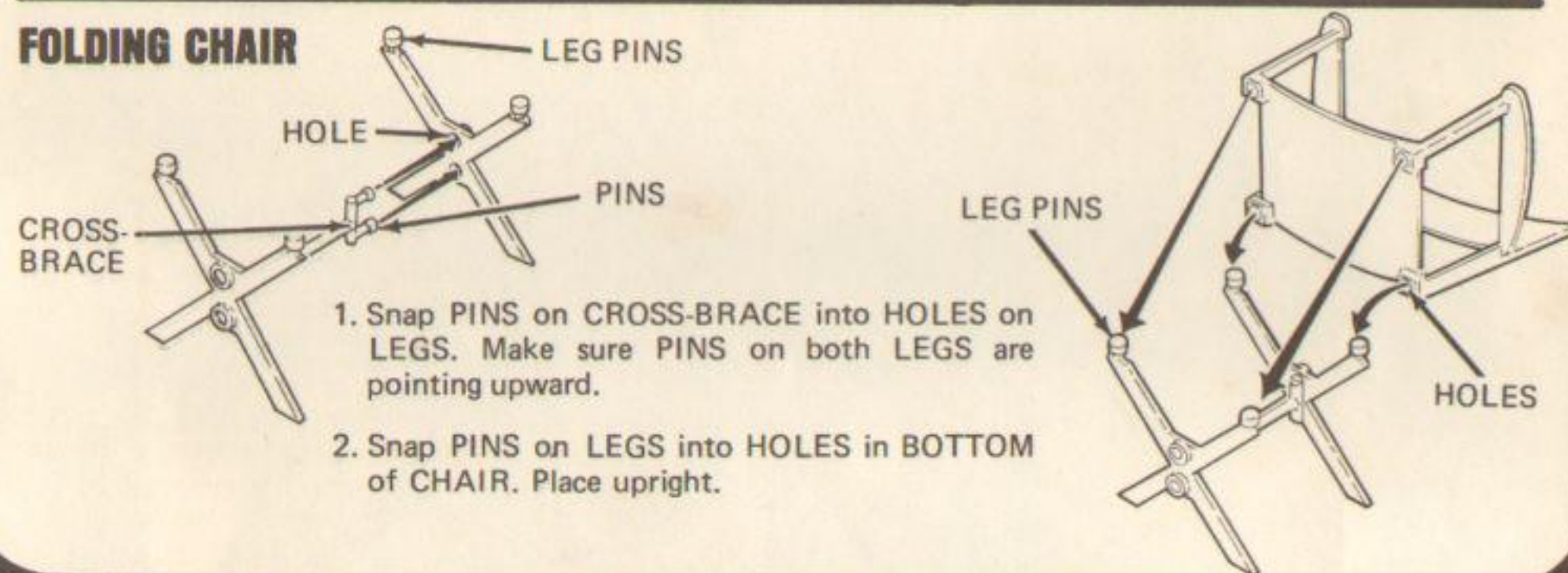


### FOLDING TABLE



1. Match SLOTS in TABLE LEGS in TABS on bottom of TABLE TOP and snap into place.
2. Match TABS on TABLE LEGS to SLOTS on bottom of TABLE TOP and snap into place.
3. Table is now folded for storage. To unfold table swing open legs until they lock into place. Place upright.

### FOLDING CHAIR



## E Transportation of Bike

As a special feature of your Derry Daring Camper you can transport her Trick Cycle by removing the Camper pod and placing the Trick Cycle with the kickstand down into the bed of the Pick-up Truck.



4L-0381

FIRST AID  
KIT



LEFT SIDE  
OF HOOD

USE THESE  
LABELS TO  
DECORATE  
YOUR  
DERRY  
DARING™  
POP-TOP  
CAMPER

RIGHT SIDE  
OF HOOD

REAR SIDE PANEL

REAR SIDE PANEL

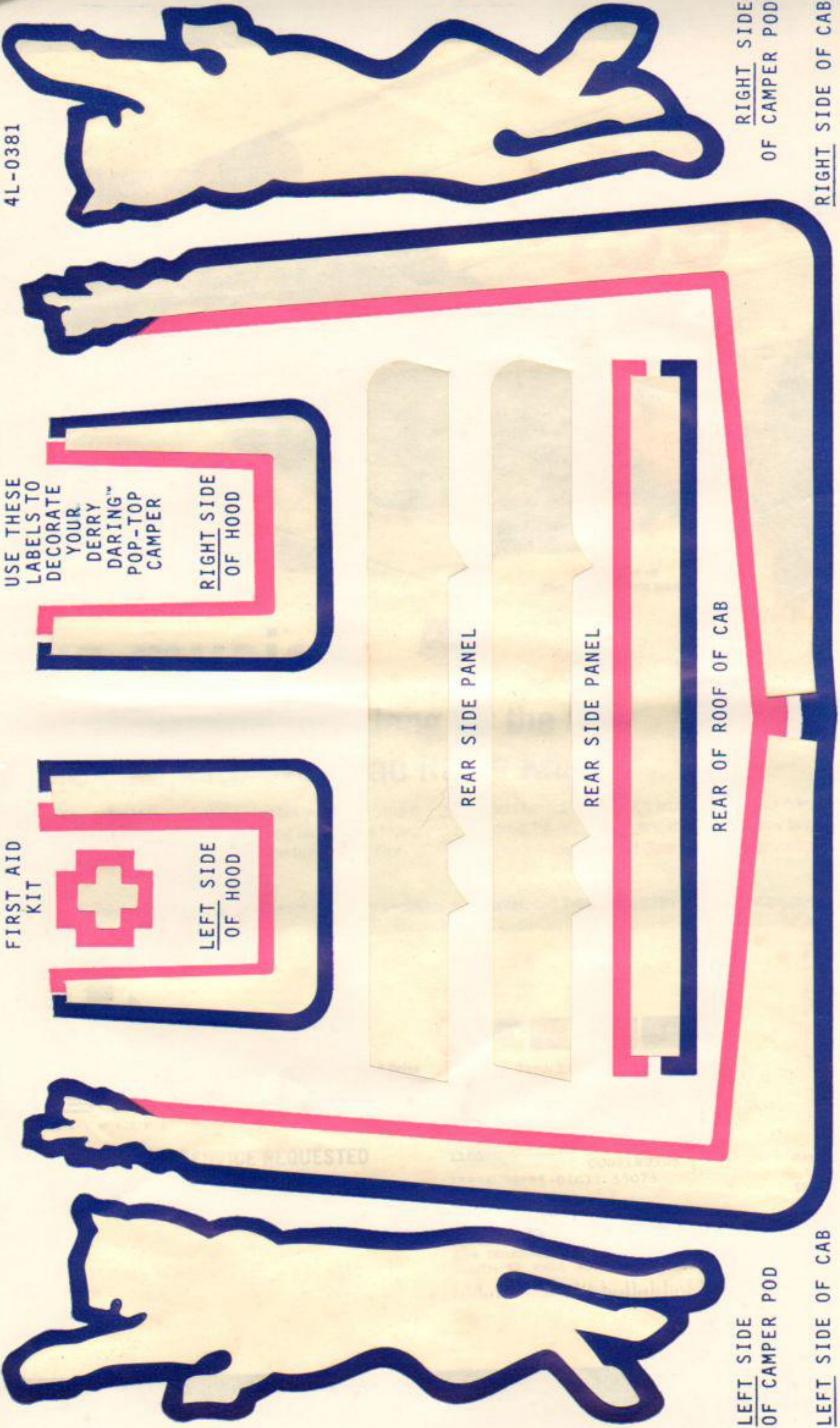
REAR OF ROOF OF CAB

LEFT SIDE  
OF CAMPER POD

LEFT SIDE OF CAB

RIGHT SIDE  
OF CAMPER POD

RIGHT SIDE OF CAB



**DERRY DARING**

Pop-Top Camper



Children 3 and up

IDEAL

**DERRY DARING**

Pop-Top Camper

With a built-in tent  
Climb into all the fun  
to see and work



IDEAL

No. 2111-4


# DERRY DARING

## Pop-Top Camper



*Derry's home on the road. Comes complete with pickup camper with removable camper pod, chair, table, lamp, stove, pan and first aid kit.*

*Figure not included*

For children 5 and up. 

For children 5 and up

# DERRY DARING Pop-Top Camper





Figure not included



# DERRY DAKING™

## Pop-Top Camper

*Derry's home on the road.  
Comes with all she needs  
to live and work.*



IDEAL

No. 3351-4

