


REAL
KNIEVEL
THE KING OF THE STUNTMEN



PRECISION BALANCED
GYRO POWERED MOTOR

SHOCK ABSORBING
FRONT FORK

WORKING
KICK STAND

FEATURES REALISTIC CYCLE DETAILS -

CHOPPER

REQUIRES EVER KNIEVEL
ENERGIZER - NOT INCLUDED

REAL TRACTION
REAL GRABBING
TIRES

U.S. Patent No's 3,650,067 and Other Patents Pending
© 1975 Ideal Toy Corporation, Hollis, N.Y. 11423

For Children 5 and up

KING OF THE
STUNTMEN

CHOPPER



DOES WHEELIES, JUMPS, STUNTS...
AT INCREDIBLE SPEEDS PERFECTLY BALANCED ON TWO WHEELS

REAL
KNIEVEL
THE KING OF THE STUNTMEN



CHOPPER

REAL
KNIEVEL
THE KING OF THE STUNTMEN

POWERED MOTOR -
NO BATTERIES
NEEDS ELECTRICITY

CHOPPER

FEATURES REALISTIC CYCLE DETAILS —
PRECISION BALANCED GYRO POWERED MOTOR
SHOCK ABSORBING FRONT FORK
WORKING KICK STAND

REAL TRACTION GRABBING TIRES
REQUIRES EVEL KNEVEL ENERGIZER — NOT INCLUDED



For Children 5 and up

KNEVEL CHOPPER



DOES WHEELIES, JUMPS, STUNTS... RACES ALONG AT INCREDIBLE SPEEDS PERFECTLY BALANCED ON TWO WHEELS

REQUIRES EVEL KNEVEL ENERGIZER — NOT INCLUDED

GYRO POWERED MOTOR — NEEDS NO BATTERIES OR ELECTRICITY

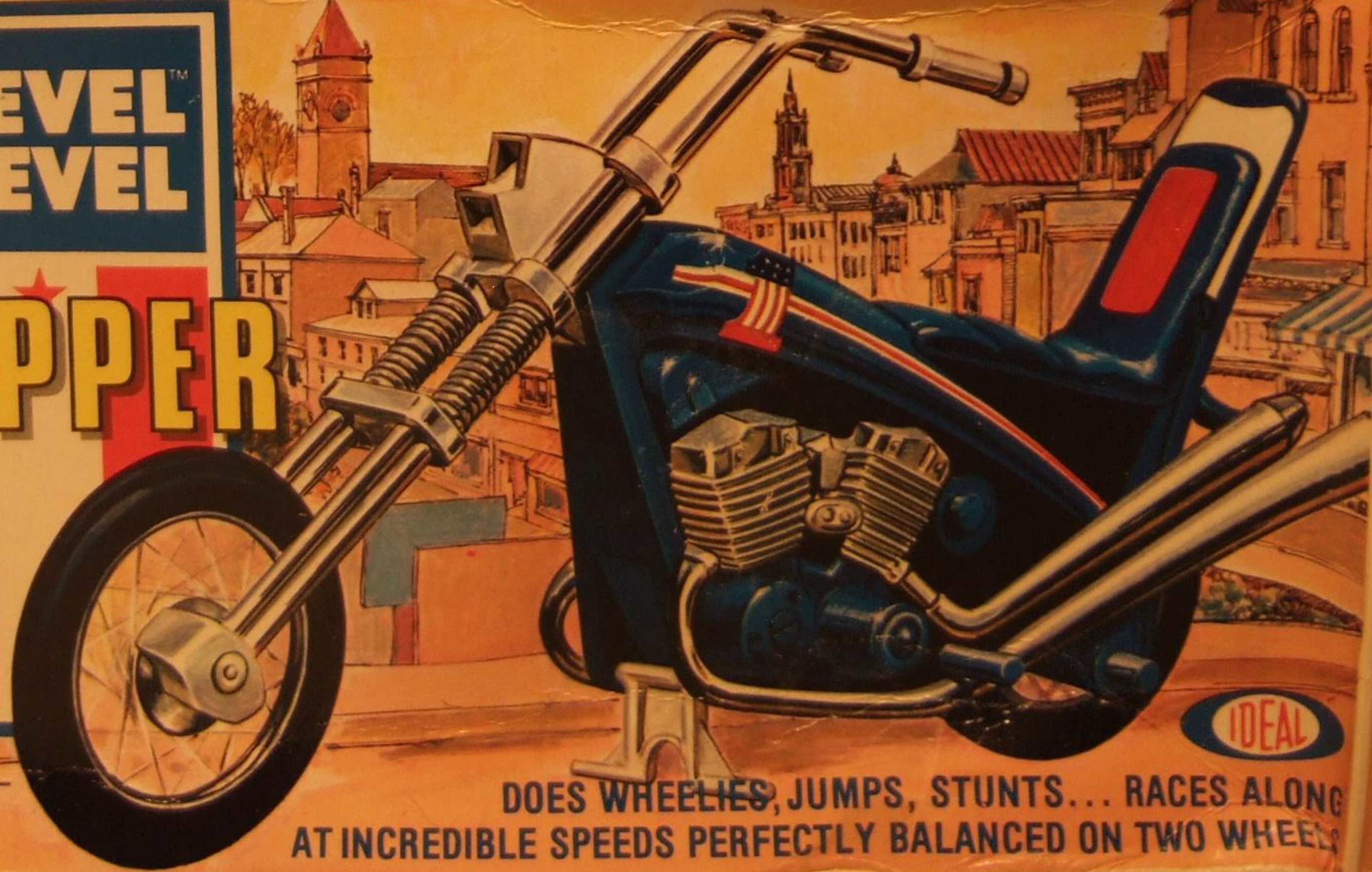
No. 32569

For Children 5 and up

REQUIRES EVEL KNIEVEL ENERGIZER—NOT INCLUDED

KING OF THE STUNTMEN **EVEL™**
KNIEVEL

CHOPPER



GYRO POWERED MOTOR—
NEEDS NO BATTERIES
OR ELECTRICITY

IDEAL

DOES WHEELIES, JUMPS, STUNTS... RACES ALONG
AT INCREDIBLE SPEEDS PERFECTLY BALANCED ON TWO WHEELS

For Children 5 and up

REQUIRES EVEL KNIEVEL ENERGIZER—NOT INCLUDED

KING OF THE STUNTMEN **EVEL KNIEVEL**™

CHOPPER



IDEAL

GYRO POWERED MOTOR—
NEEDS NO BATTERIES
OR ELECTRICITY

DOES WHEELIES, JUMPS, STUNTS... RACES ALONG
AT INCREDIBLE SPEEDS PERFECTLY BALANCED ON TWO WHEELS

U.S. Patent No's 3,650, 067 and Other Patents Pending
©1975 Ideal Toy Corporation, Hollis, N.Y. 11423

FEATURES REALISTIC CYCLE DETAILS —



PRECISION BALANCED
GYRO POWERED MOTOR

SHOCK ABSORBING
FRONT FORK

WORKING
KICK STAND

REAL TRACTION
GRABBING
TIRES

CHOPPER

REQUIRES EVEL KNIIEVEL
ENERGIZER—NOT INCLUDED

U.S. Patent No's 3,650, 067 and Other Patents Pending
©1975 Ideal Toy Corporation, Harts, N.Y. 11423

FEATURES REALISTIC CYCLE DETAILS —

PRECISION BALANCED
GYRO POWERED MOTOR

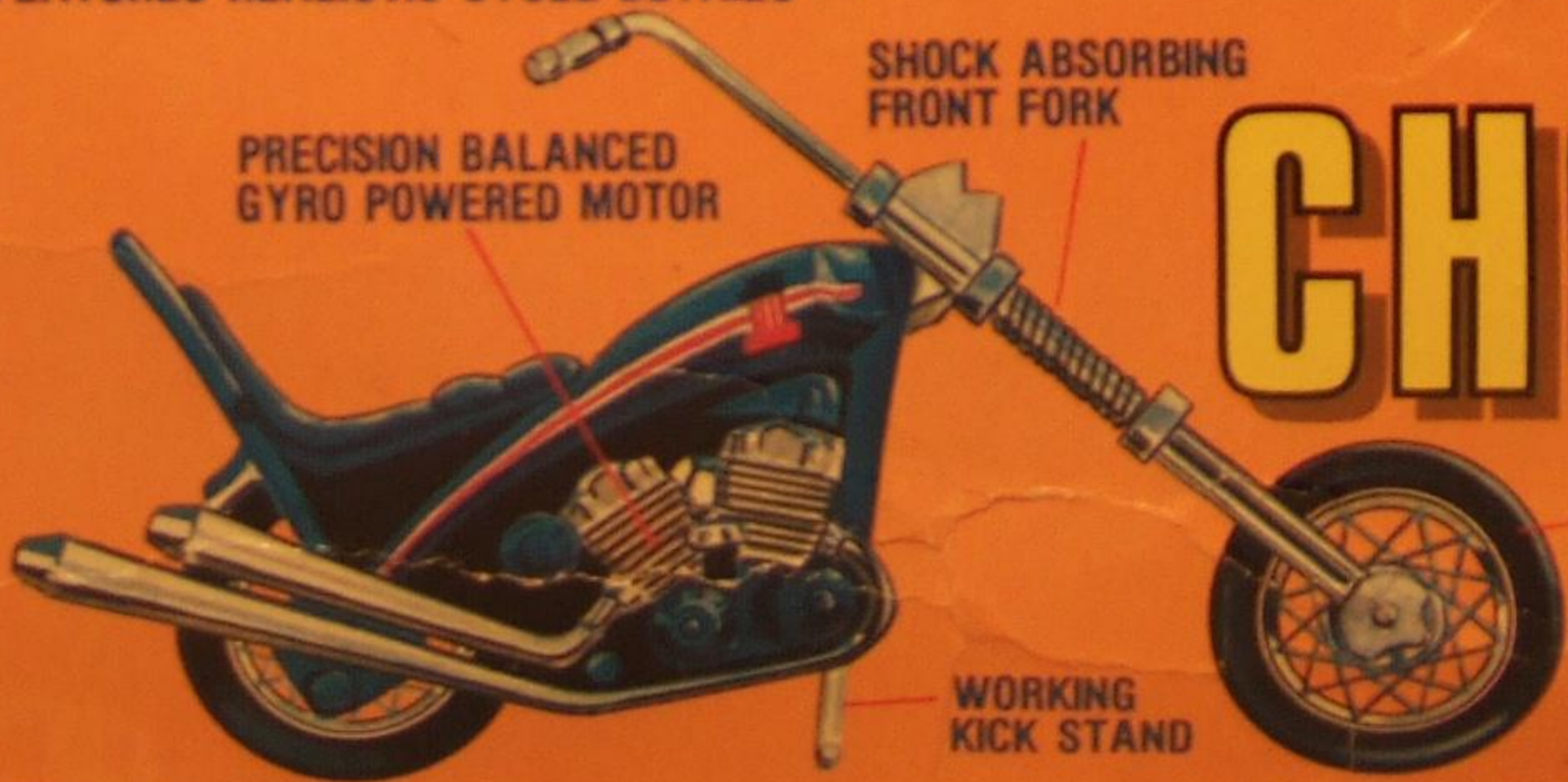
SHOCK ABSORBING
FRONT FORK

WORKING
KICK STAND

REAL TRACTION
GRABBING
TIRES

CHOPPER

REQUIRES EVEL KNIEVEL
ENERGIZER—NOT INCLUDED



KING OF THE STUNTMEN
EVEL™
KNIEVEL

IDEAL

CHOPPER

KING OF THE STUNTMEN
EVEL™
KNIEVEL

IDEAL

No. 3424-9

REQUIRES EVEL KNIEVEL
ENERGIZER—NOT INCLUDED



CHOPPER

KING
OF THE
STUNTMEN **EVEL™**
KNIEVEL


IDEAL




No. 3424-9

REQUIRES EVEL KNIEVEL
ENERGIZER—NOT INCLUDED

USE THESE DECALS TO DECORATE YOUR
LEVEL KNEEVEL CHOPPER BIKE. 4L-0376





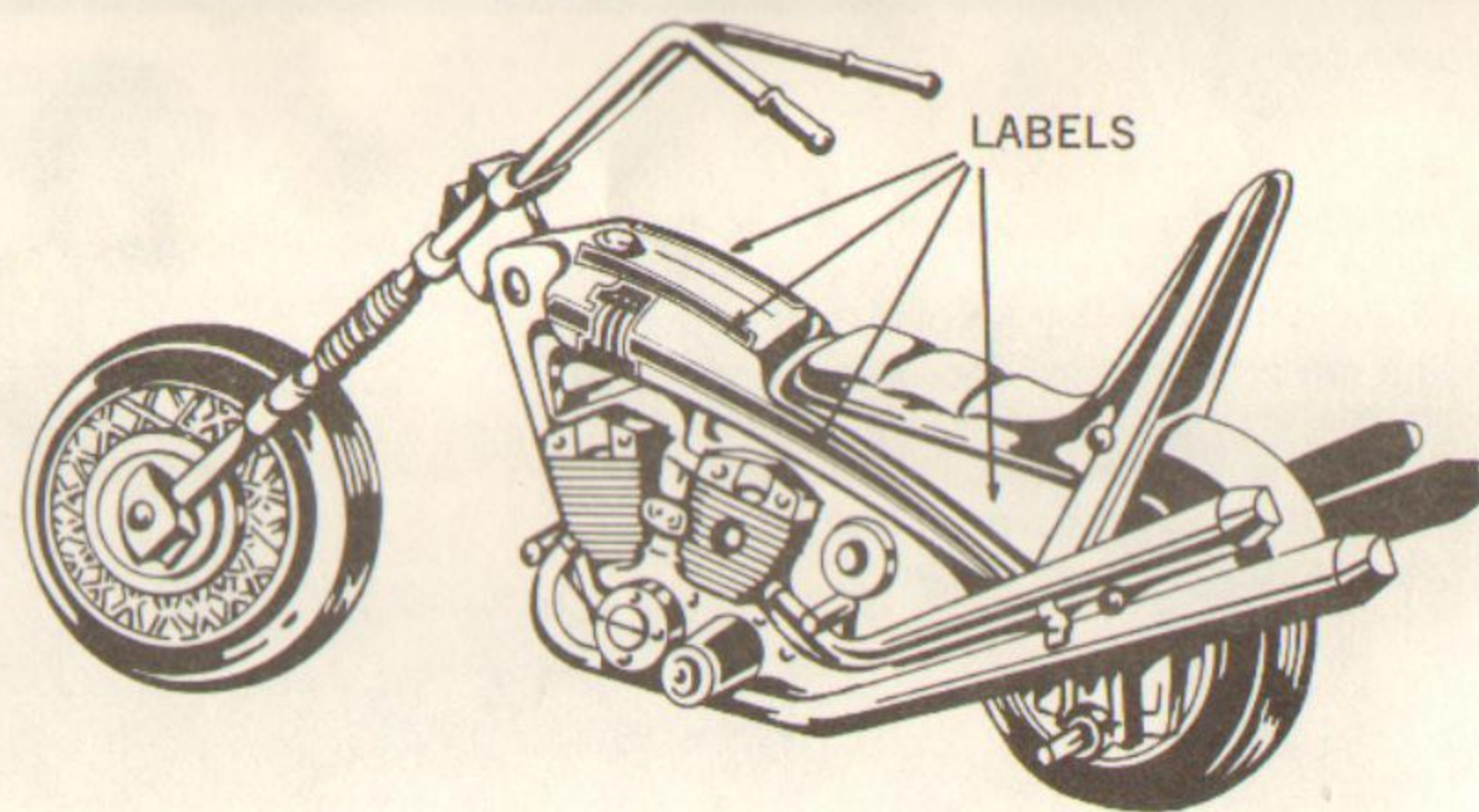
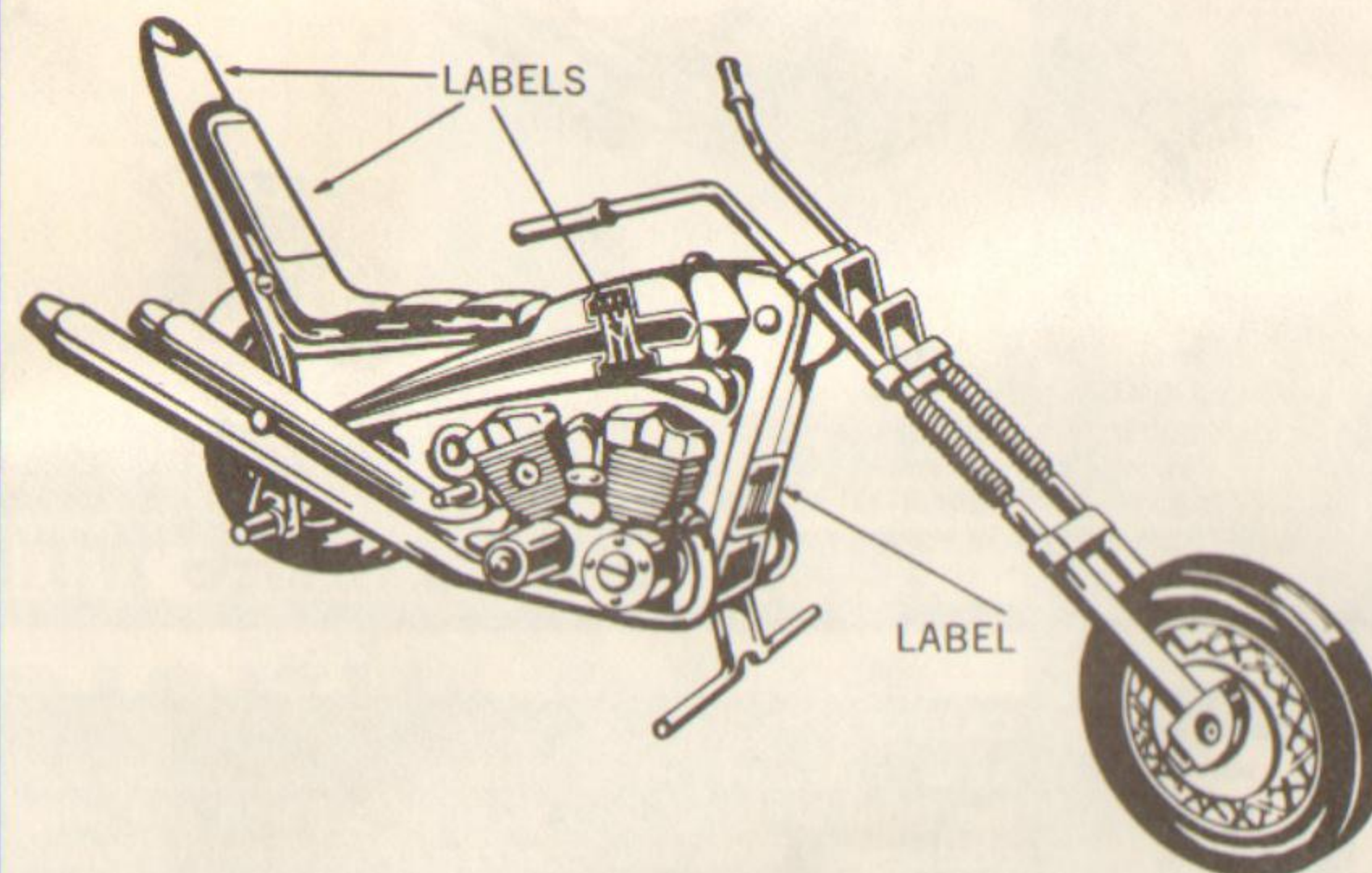
Evel Knievel Chopper

You are now the proud owner of the Evel Knievel Chopper. Like its brother—the Evel Knievel Stunt Cycle—it is one of the most amazing toys ever created. It actually runs, jumps and stunts on 2 WHEELS with PERFECT BALANCE. Add your fully poseable Evel Knievel figure in dozens of daredevil stunt positions and you can put on your very own Motorcycle Thrill Show. The Chopper features an impact absorbing front fork, traction grabbing tires, precision balanced gyro motor and a 2-position kickstand. It can be used with all Evel Knievel Energizers.

A Labels

NOTE: FIGURE AND ENERGIZER NOT SUPPLIED WITH THIS SET.

Remove LABELS from backing and decorate Chopper with them as shown.



To check-out and use your Evel Knievel Chopper without an Energizer—rev it up to high speed by pressing the Bike down while giving it a few forward pushes. Watch the Chopper speed along a straight run or climb effortlessly up a ramp.

B Seating Evel Knievel Figure on Bike

1. Bend your Evel Knievel figure into a sitting position.

2. Push hands onto HANDLE BARS of BIKE.

3. Bend Figure's feet outward. Place toe of left foot in left STIRRUP. Press heel in front of PIN that extends from side of Bike.

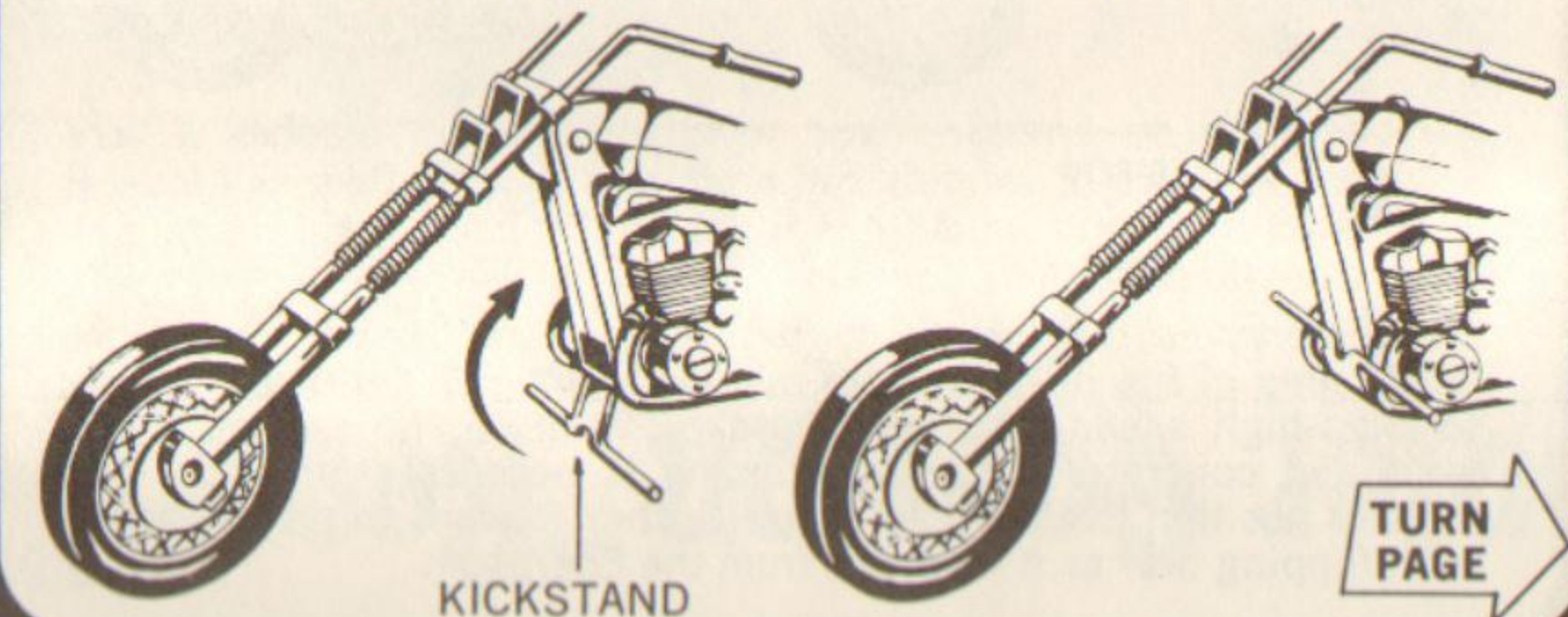
4. Note: Evel Knievel DOES NOT SIT DOWN wholly on the seat but rides in true stuntman fashion supported by his toes and hands.

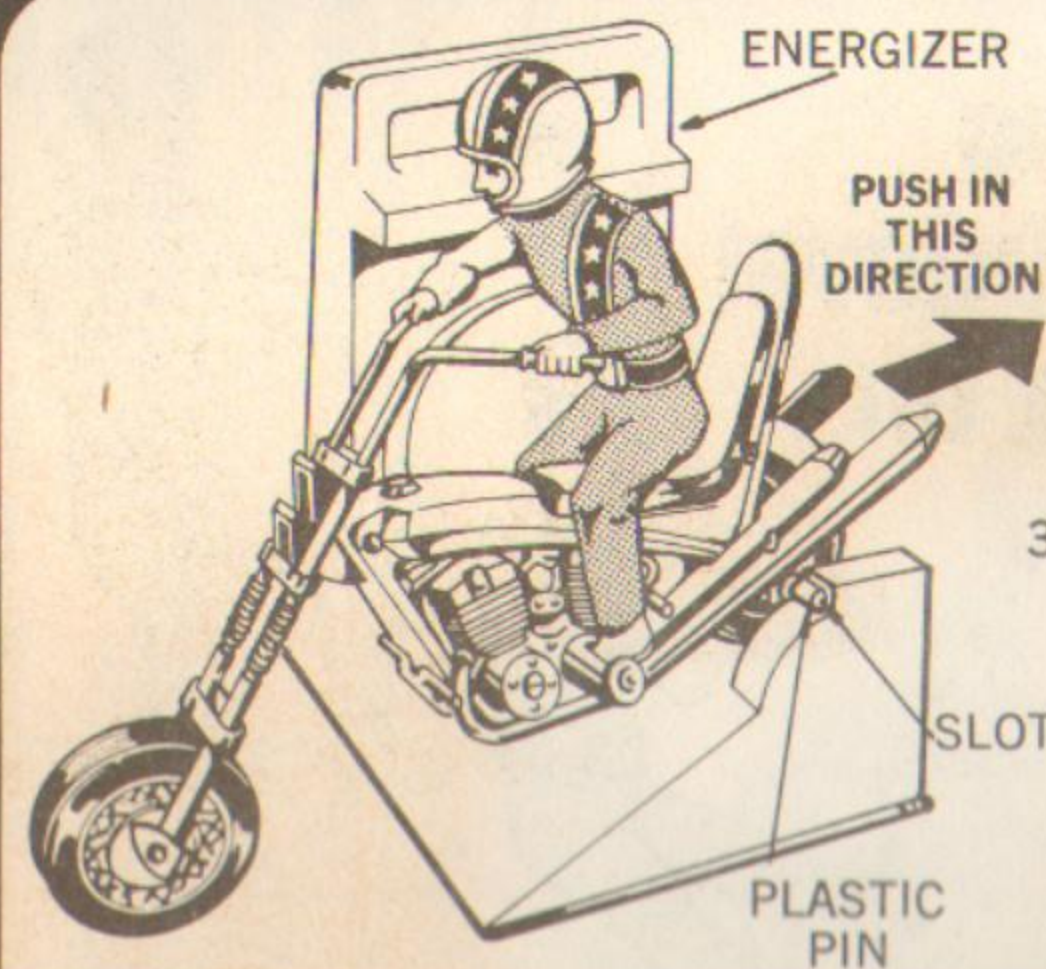


C Energizing Chopper

1. Pick an area that is fairly free of obstruction, such as a driveway, parking lot, playroom, etc. The Chopper travels far and fast—so give it room to give its best performance.

2. Lift KICKSTAND into the "UP" position.






3. Place your Chopper onto your **ENERGIZER**, with **PLASTIC PINS** on each side of bike's rear wheel in **SLOT** of **ENERGIZER** base as shown.



4. Turn handle in direction of arrow on Energizer. **START SLOWLY** then wind faster and faster, with constant pressure on the handle. When you think Chopper is energized enough (you'll learn to judge by the increasing pitch of its sound) **STOP** winding but hold onto handle. Chopper will automatically launch itself from Energizer. Seven to ten turns of the Energizer handle is plenty.

D To Do Wheelies

1. Position Evel Knievel figure as shown—as far back on bike as possible, but keeping his hands on handlebars and feet in stirrups.




2. Place Bike on Energizer and wind until sound reaches a very high whine. **STOP** winding but hold onto handle. Bike will launch automatically and actually rear up on its back tire in a fantastic wheelie start.

NOTE: It takes practice to learn just the right speed and proper positioning of the rider to make bike do a wheelie. On rugs, winding to extra-high speed may be necessary; however, on asphalt driveways and concrete walks less winding is necessary, and you may have to position Evel Knievel figure further forward to prevent cycle from flipping over as it launches from the Energizer.


E Other Stunt Positions

Cross Bike Stand




Pose Evel Knievel as shown. Place **RIGHT** hand of figure on **RIGHT** handlebar. Place foot in **LEFT** stirrup. Twist figure lightly forward, bending **LEFT** leg until it is about $\frac{1}{2}$ " off the ground. Launch **BIKE** in normal manner.

Headstands



Pose figure as shown. Push hands onto handlebars and position Evel Knievel's head on forward part of saddle. Launch **BIKE** in normal manner.

Other Trick Stands



(Extra figures sold separately.)

Since Evel Knievel is fully poseable, you can invent dozen of your own daredevil stunt rides, using Handlebars, Stirrups, etc. You can even have 2 figures ride the Bike in various poses as shown.

NOTE: To give the Bike added stability on long trick-stand runs you may, if you wish, leave the kickstand in the "down" position.

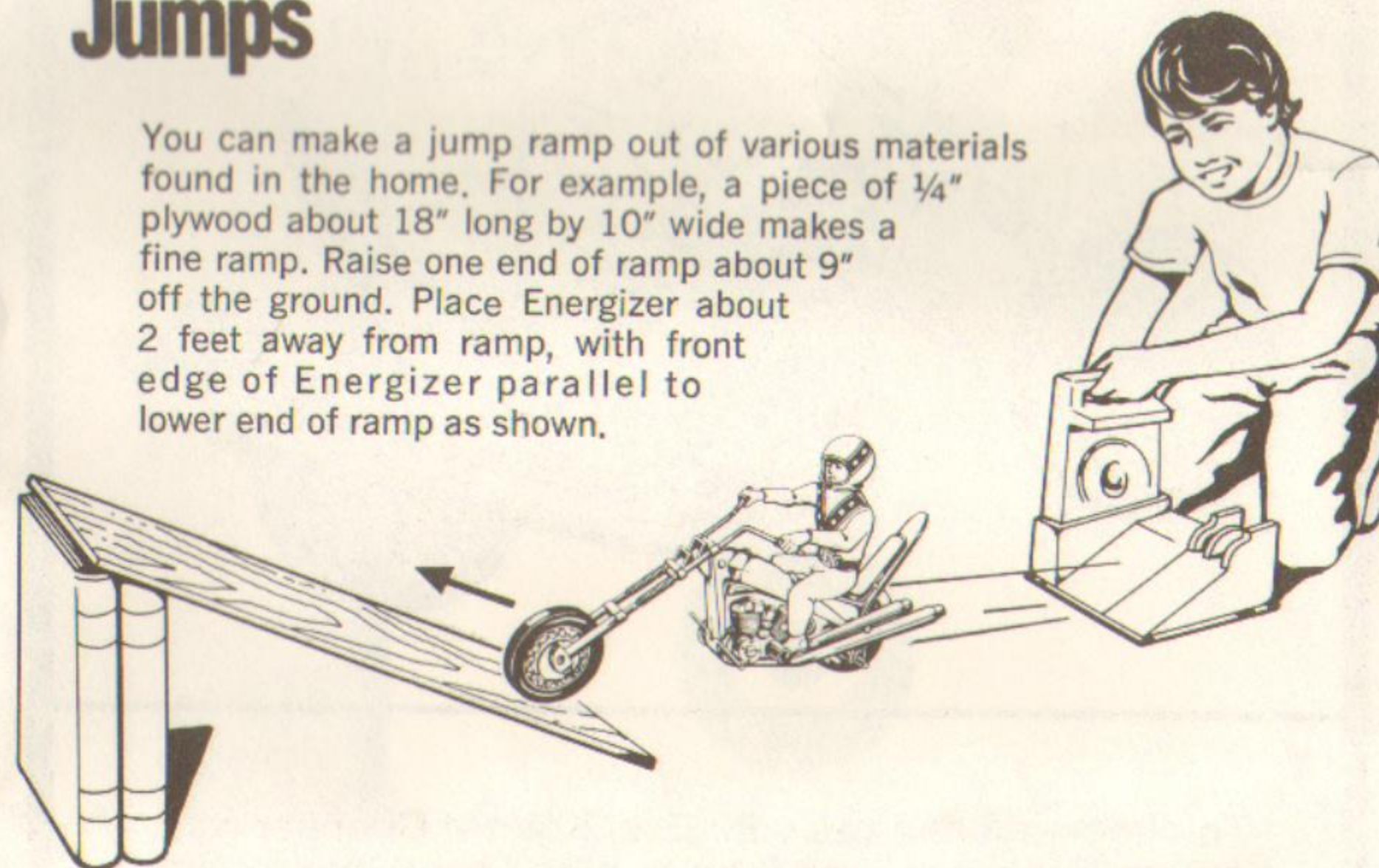
F

Jumps

CAUTION

As with all toys that go airborne, it is advisable that the flight area be clear of other children and other obstacles. In this way chances of accidental injuries, damaged property and a broken toy can be avoided.

You can make a jump ramp out of various materials found in the home. For example, a piece of $\frac{1}{4}$ " plywood about 18" long by 10" wide makes a fine ramp. Raise one end of ramp about 9" off the ground. Place Energizer about 2 feet away from ramp, with front edge of Energizer parallel to lower end of ramp as shown.



Position Evel Knievel figure on bike with hands on handlebars and feet in stirrups. Energize Bike and it'll carry Evel Knievel soaring through space, land with perfect balance, and continue its run! By adjusting the angle of the ramp and the speed of the Chopper you may be able to make Evel Knievel and his Bike do a complete mid-air flip! Or set up a landing ramp and see if you can duplicate Evel Knievel's real-life record-setting leaps over parked toy cars!

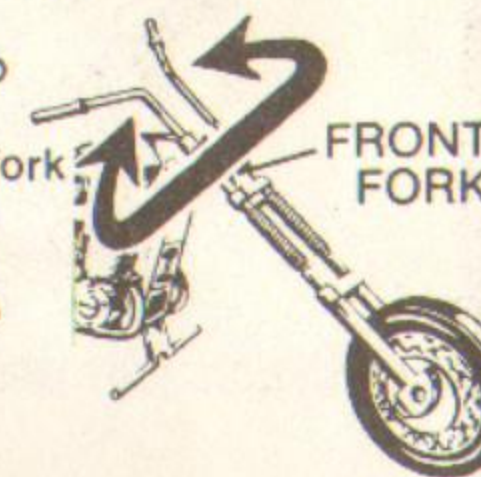
WARNING:

DO NOT use your hand to slow or stop the rear wheel of Chopper while it is spinning. It's best to let cycle run out of power by itself.

TO MAINTAIN THE CHOPPERS HI-PERFORMANCE ACTION:

DO NOT run Chopper on long-fiber shag rugs, on sand, or on loosely packed dirt, as lint or particles may collect and clog the mechanism.

If Stuntcycle steers too much to the **RIGHT**, restore wheel alignment by giving the front fork a slight twist to the **RIGHT** and releasing. If cycle steers **LEFT**, gently twist front fork slightly to the **LEFT** and release.



To order an Evel Knievel Energizer, cut this coupon on the dotted line and mail to:

I. T. C. Box 72, Hollis, N.Y. 11423

Please send me:

Energizer at \$3.00 each—PREPAID

From: ITC
Box 72
Hollis, N.Y. 11423

This is your mailing label (PLEASE PRINT CLEARLY)

To: Name _____
Address _____
City _____ State _____ Zip _____

No. 3446-2

1976



GYRO POWERED MOTOR
No Batteries, No Electricity

True cycle action, will jump, wheelie and race at top speed. Amazing action superbike for the king of the stunnies. With shock-absorbing front fork.

COMPLETE WITH:
★ FIGURER
★ CHOPPER
★ ENERGIZER

Races at top speed for over 100 feet.

Jumps

U.S. Patent No. 3,880,187 and

© 1976 Ideal Toy Corporation
Hollis, N.Y. 11423

KNEVEL
OF THE
STUNNERS

KNEVEL
OF THE
STUNNERS

Wheels

IDEAL

True cycle action, will jump, wheelie and race at top speed. Amazing action superbike for the king of the stuntmen. With shock-absorbing front fork.

For children 5 and up

No. 3450-4



CHOPPER™



Wheelies



Jumps

GYRO POWERED MOTOR
No Batteries, No Electricity

- COMPLETE WITH:
- * FIGURE
 - * CHOPPER
 - * ENERGIZER

Races at top speed for over 100 feet.



U.S. Patent No. 3,650,007



CHOPPER
KNEVEL
KING OF THE STUNTMEN




For children 5 and up

True cycle action, will jump, wheelie
and race at top speed. Amazing action
superbike for the king of the stuntmen.
With shock-absorbing front fork.

KING
OF THE
STUNTMEN **EVEL**
KNIEVEL™

CHOPPER™



COMPLETE WITH:
★ FIGURE
★ CHOPPER
★ ENERGIZER

GYRO POWERED MOTOR

No Batteries, No Electricity

IDEAL

No. 3450-4

IDEAL



Wheelies

KING OF THE STUNTMEN
EVEL KNIEVEL


CHOPPER



Jumps

U.S. Patent No. 3,650,067 and other Patent Pending

Races at
top speed for
over 100 feet.



©1976 Ideal Toy Corporation
Hollis, N.Y. 11423

True cycle action, will jump, wheelie and race at top speed. Amazing action superbike for the king of the stuntmen. With shock-absorbing front fork.



CHILD WORLD
T-30296
OUR LOW PRICE
9.96

Figure made in Hong Kong.



KING OF THE STUNTMEN
EVEL KNIEVEL



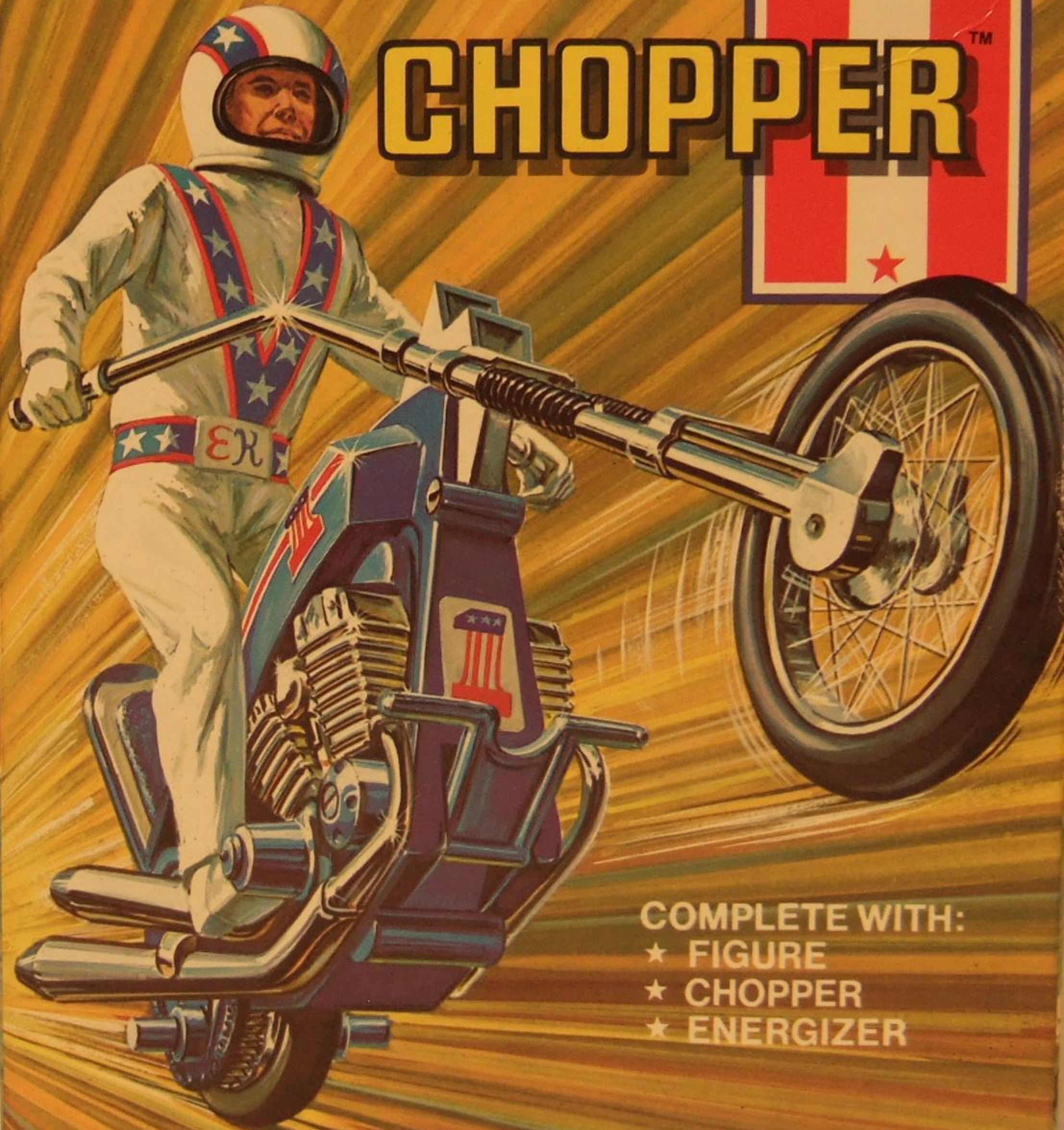
CHOPPER

For children 5 and up

True cycle action, will jump, wheelie
and race at top speed. Amazing action
superbike for the king of the stuntmen.
With shock-absorbing front fork.



CHOPPER™



- COMPLETE WITH:
- ★ FIGURE
 - ★ CHOPPER
 - ★ ENERGIZER

GYRO POWERED MOTOR



No Batteries, No Electricity

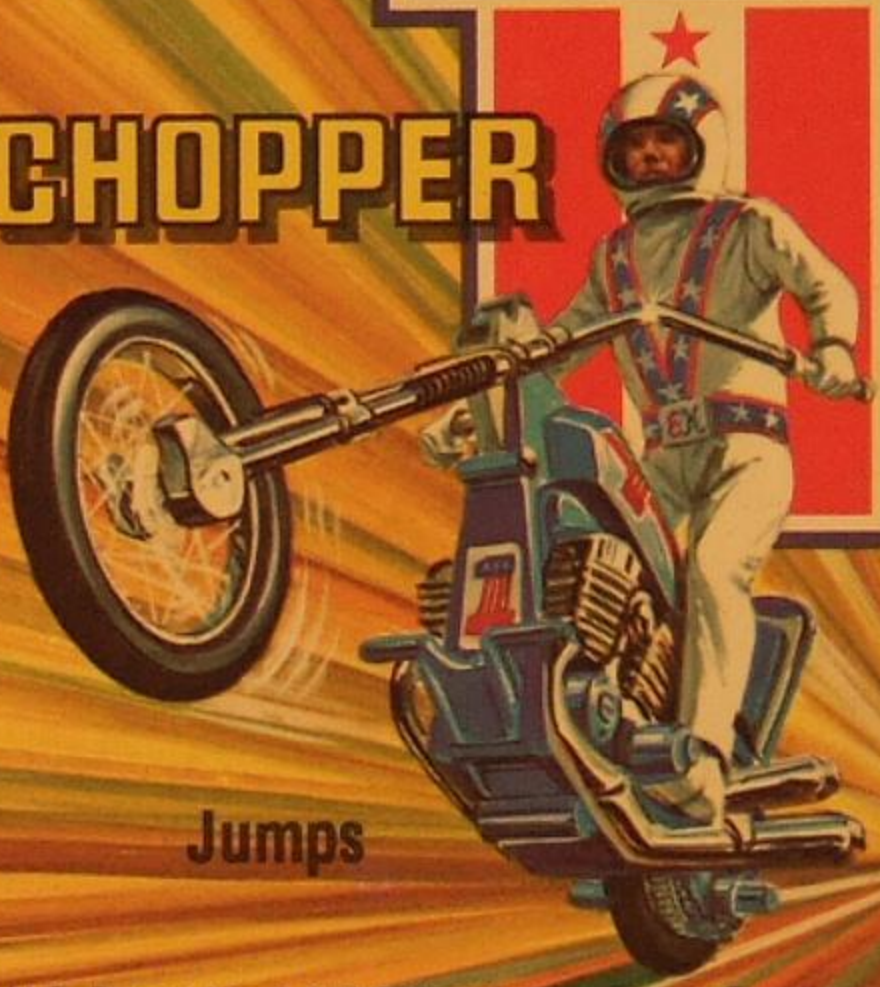
No. 3450-4



Wheelies

KING OF THE STUNTMEN **EVEL KNIEVEL**

CHOPPER



Jumps

U.S. Patent No. 3,650,067 and other Patent Pending



Races at top speed for over 100 feet.



© 1978 Ideal Toy Corporation, Hollis, N.Y. 11423

True cycle action, will jump, wheelie and race at top speed. Amazing action superbike for the king of the stuntmen. With shock-absorbing front fork.



Figure made in Hong Kong.



KING OF THE STUNTMEN **EVEL**
KNIEVEL

A graphic element consisting of two vertical red stripes flanking a central white stripe, with a red star at the top and bottom of the white stripe.

CHOPPER